



# 2026 Financial Plan

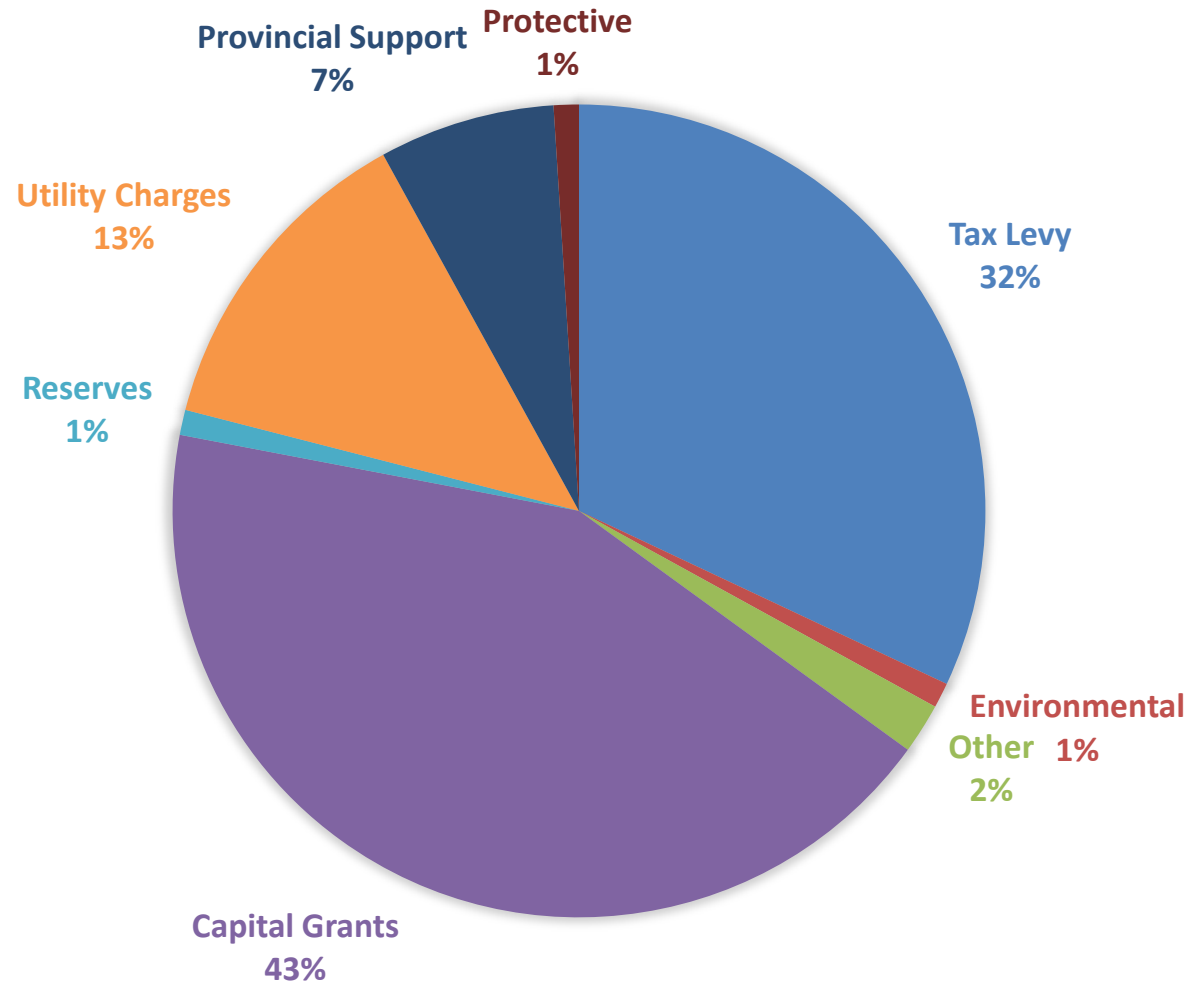


# 2026 BUDGET HIGHLIGHTS

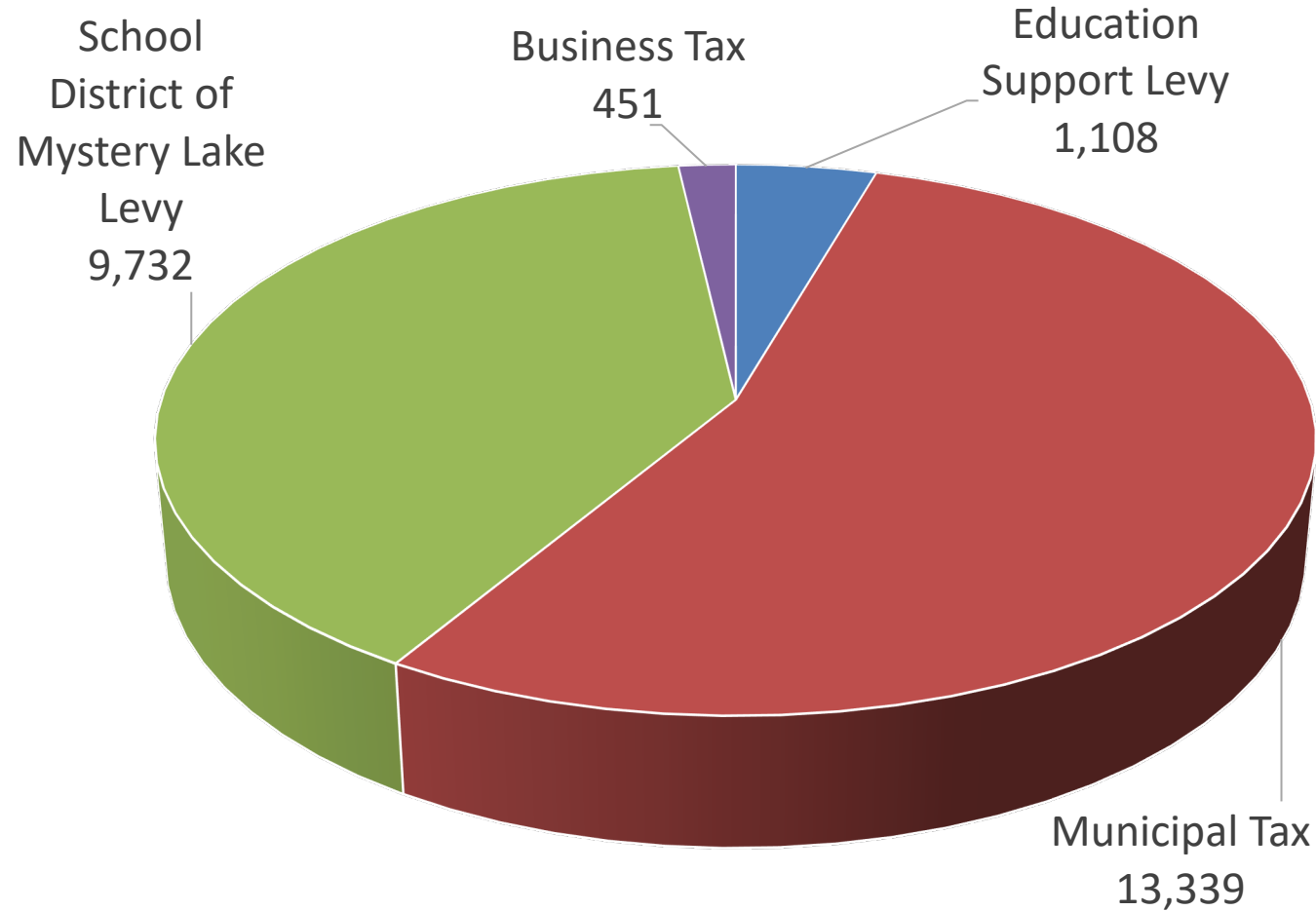
- Municipal General Levy Increase of 1.16%
  - Mill rate of 27.85 Mills
- Business Tax rate remains at 3.99%
- A rate study is being completed on utility rates. The Special Levy of \$91.91 is removed from residential properties pending PUB approval. New by-law and public consultation required.



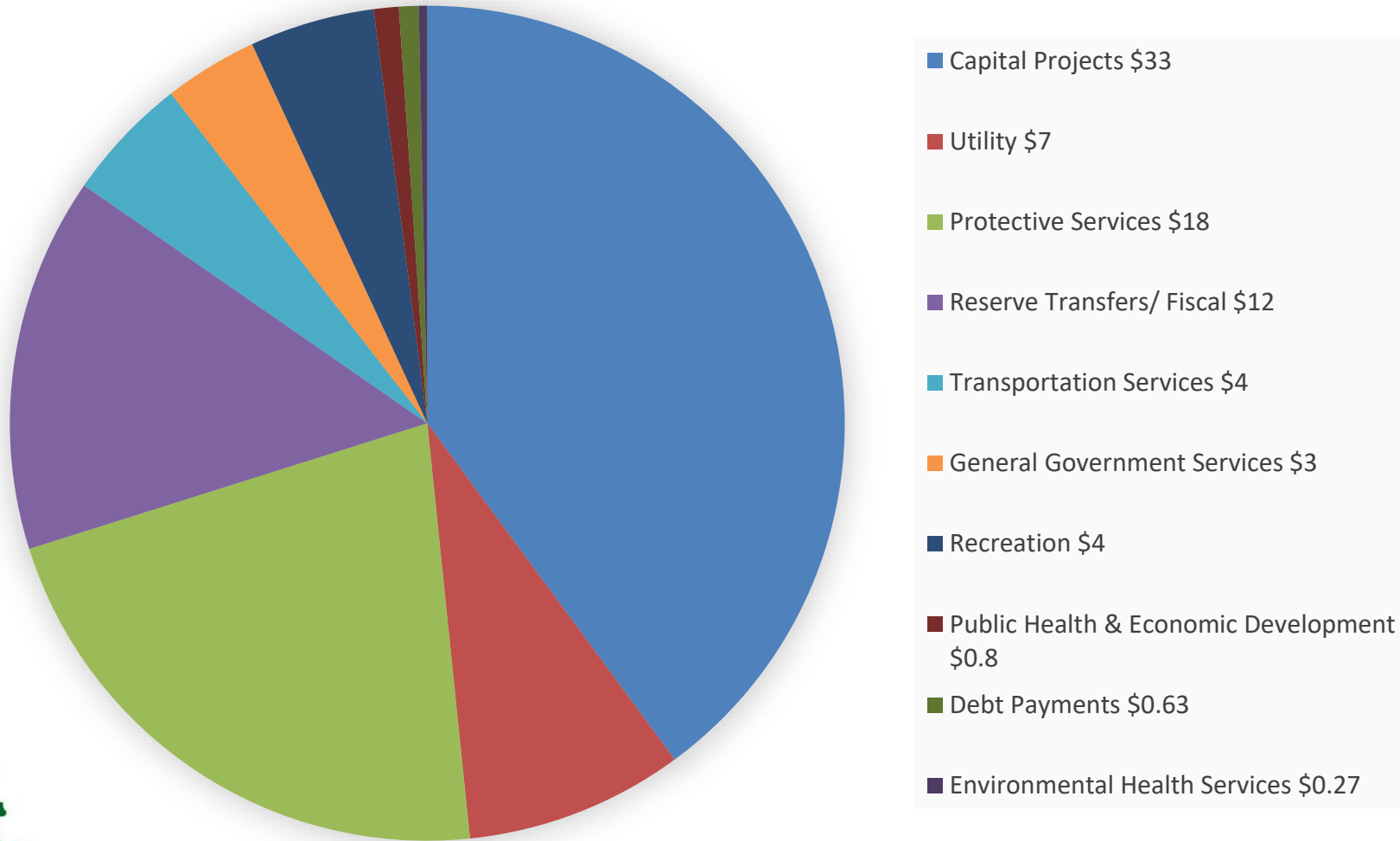
# REVENUES



# 2026 PROPERTY TAXES - THOUSANDS



# EXPENDITURES (MILLIONS)



# General Government

\$3 Million (6% of budget)

- Council
- Administrative functions  
(City Manager, Finance, HR,  
IT, Purchasing, Legal fees,  
Communications)
- Insurance on all City  
Buildings
- Assessment services



# Protective Services

\$16 Million (32% of budget)

- RCMP, which includes 38 members plus support staff
- Fire and ambulance services, which includes 24 members plus support staff
- 4 Community Safety Officers, By-law officers, Animal Control, Building Inspectors



# Transportation Services

\$4 Million (8% of budget)

- Snow removal on streets and sidewalks
- Repair of streets (Paving and Patching)
- Street cleaning
- Sidewalk and curb repairs
- Street Lighting

# Environmental Health Services

\$1.5 Million (3% of budget)

- Garbage Collection
- Recycling Program
- Community Clean-up program
- Removal of waste in community garbage and recycling cans
- Landfill



Thompson Recycling Centre

# Public Health, Welfare Services & Economic Development

\$0.2 Million (0.4% of budget)

- Cemetery care and maintenance
- Social Assistance payment to the Province of Manitoba
- Economic Development Services – No \$ allocated in 2026 – Review of CDC operations; funding available in reserve and bank account



# Recreation & Cultural Services



\$3.9 Million (7.8% of budget)

- TRCC – CA Nesbitt Arena, Gordon Beard Arena, Bill Comaskey Wellness Center, walking track
- 3 outdoor rinks, 3 splash parks
- Tennis courts, skate park, all area parks and dog park
- Ball diamonds, soccer fields
- Millennium Trail, brushing program, Thompson Public Library, Thompson Zoological Society (Boreal Discovery Centre), Heritage North Museum

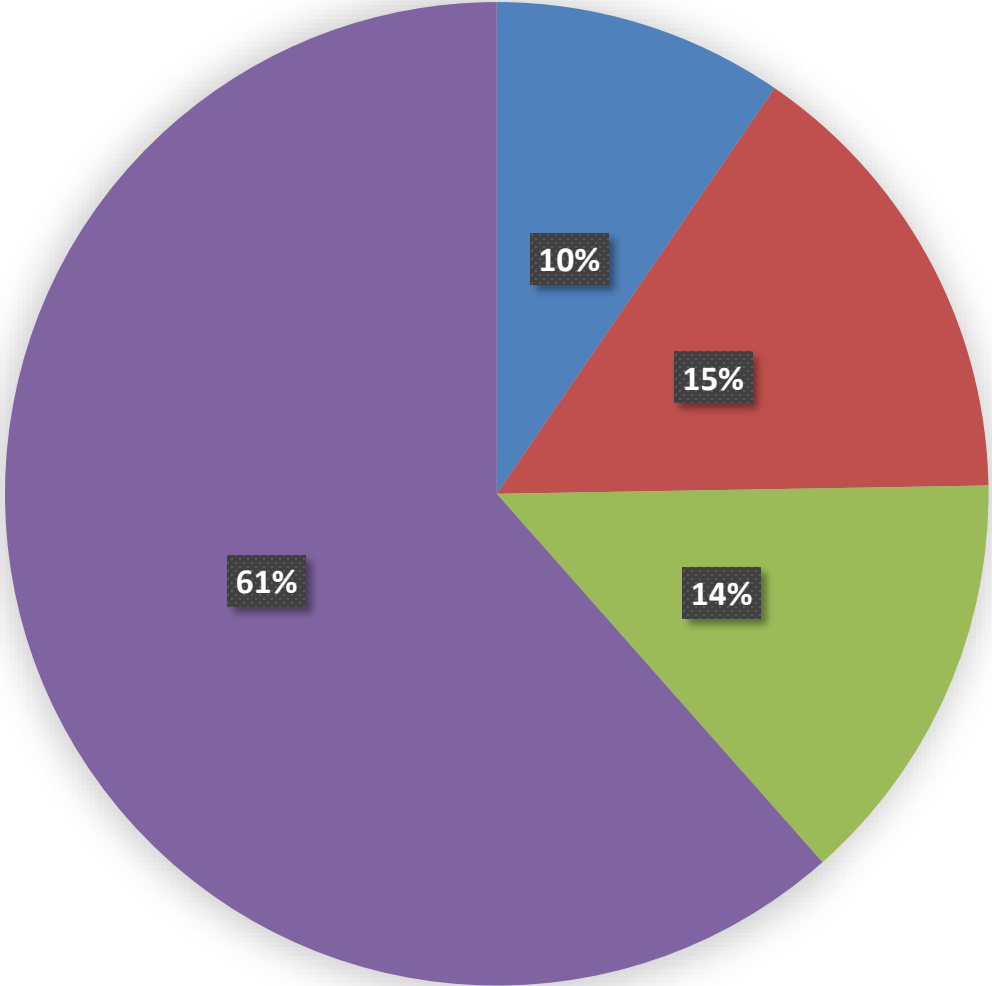


# Debentures

\$0.54 Million (1.1% of budget)

- TRCC phases
- Park projects- Skate Park, Cliff Park, MacLean Park
- UCN Drive/Burntwood South

# Debt Outstanding, End of 2026

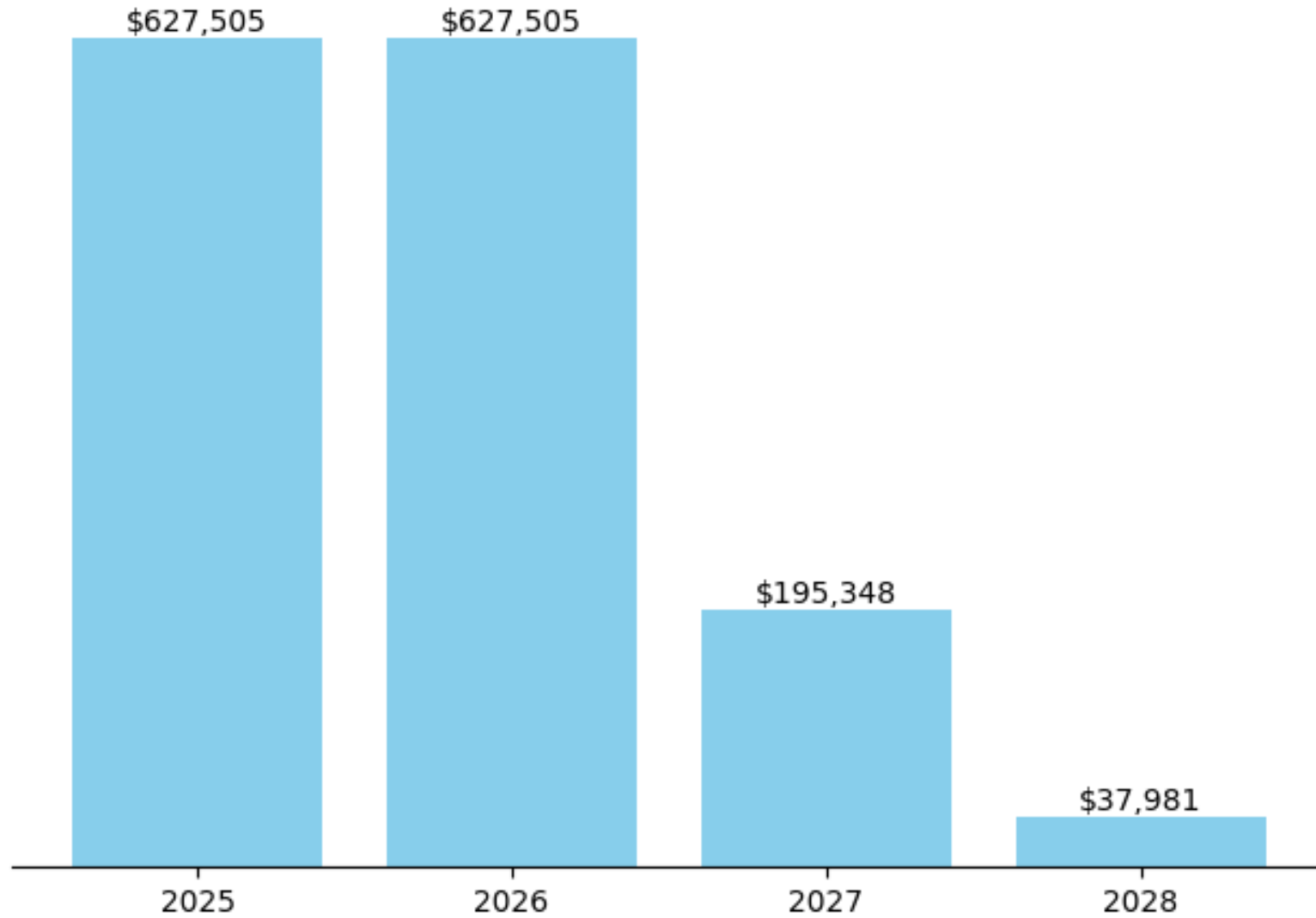


- Rec Projects - Skate Park, Cliff Park, MacLean Park (\$56,548)
- Water (\$89,787)
- UCN/Burntwood South (\$81,337)
- Community Centre (\$364,029)

Total:  
\$591,701  
Principal



# Debt Payment Levels



city of  
**Thompson**

## Capital Projects

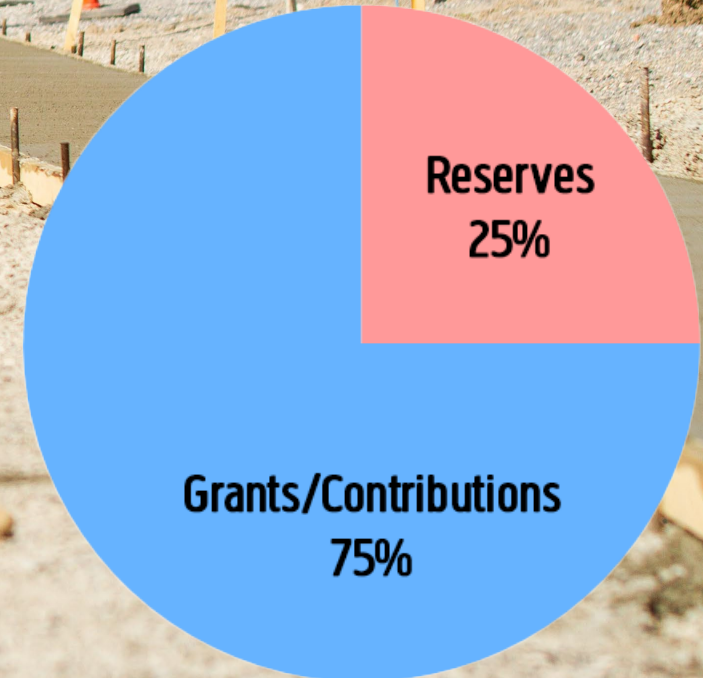
\$33.2 Million (66% of budget)

- Roads & Walks (\$8.9 Million)
- Building Construction/Renovation (\$20.3 Million)
- Equipment Purchases/Replacement (\$2.2 Million)
- Public Works (\$0.8 Million)
- Water & Sewer (\$0.5 Million)
- Recreation Including Parks (\$0.3 Million)
- Other/Unallocated (\$0.2 Million)



# Capital

Building & Construction	\$20,329,139
Roads & Sidewalks	\$8,914,210
Sewer & Water	\$505,000
Equipment Purchases	\$2,212,703
Public Works	\$805,000
Recreation	\$269,000
Other (Contingency)	\$200,000
<i>See detailed list on Page 13B of the Financial Plan</i>	
<b>TOTAL</b>	<b>\$33,235,652</b>



# Utility

\$7.2 Million

- Water Treatment and Supply
- Sewage Collection and Disposal



city of  
**Thompson**

# Mill Rate Comparison

	2025 Mill Rate	2026 Mill Rate
School District of Mystery Lake	20.6183	20.755
City of Thompson	27.531	27.85
<b>Total Residential</b>	<b>48.1493</b>	<b>48.605</b>
Provincial Education Support Levy	7.1171	7.412
<b>Total Commercial</b>	<b>55.2664</b>	<b>56.017</b>



# Impact Examples on Residential Property

<b>Riverside</b>	<b>2025</b>	<b>2026</b>
Portioned Assessed Value	146,750.00	146,750.00
School Division	3,025.74	3,045.80
City of Thompson	4,040.17	4,086.98
Thompson Special Levy – W&S	91.91	0
Education Tax Credit	n/a	n/a
School Tax Rebate	-1,500.00	-1,600.00
<b>Net Tax</b>	<b>5,657.82</b>	<b>5,532.78</b>



# Impact Example on Commercial Property

<b>Mall:</b>	<b>2025</b>	<b>2026</b>
Portioned Assessed Value	8,748,230.00	8,748,230.00
Province Education Support Levy	62,262.03	64,841.88
School Division	180,373.63	181,569.51
City of Thompson	240,847.52	243,638.21
<b>Net Tax</b>	<b>483,483.18</b>	<b>490,049.60</b>



# Community Contributions

- Thompson Public Library \$240,000
- Thompson Recycling Centre \$200,000
- Heritage North Museum \$75,000 *plus hydro*
  - Boreal Discovery Centre \$80,000



# Payment Deadline: September 30, 2026

## Thank You

