



**City of
Thompson**



2012 Financial Plan

Public Hearing Presentation Outline

- Budget Highlights
- Mill Rate Comparison
- Tax Result Comparison
- Closing Remarks
- Question Period

Revenues - Highlights

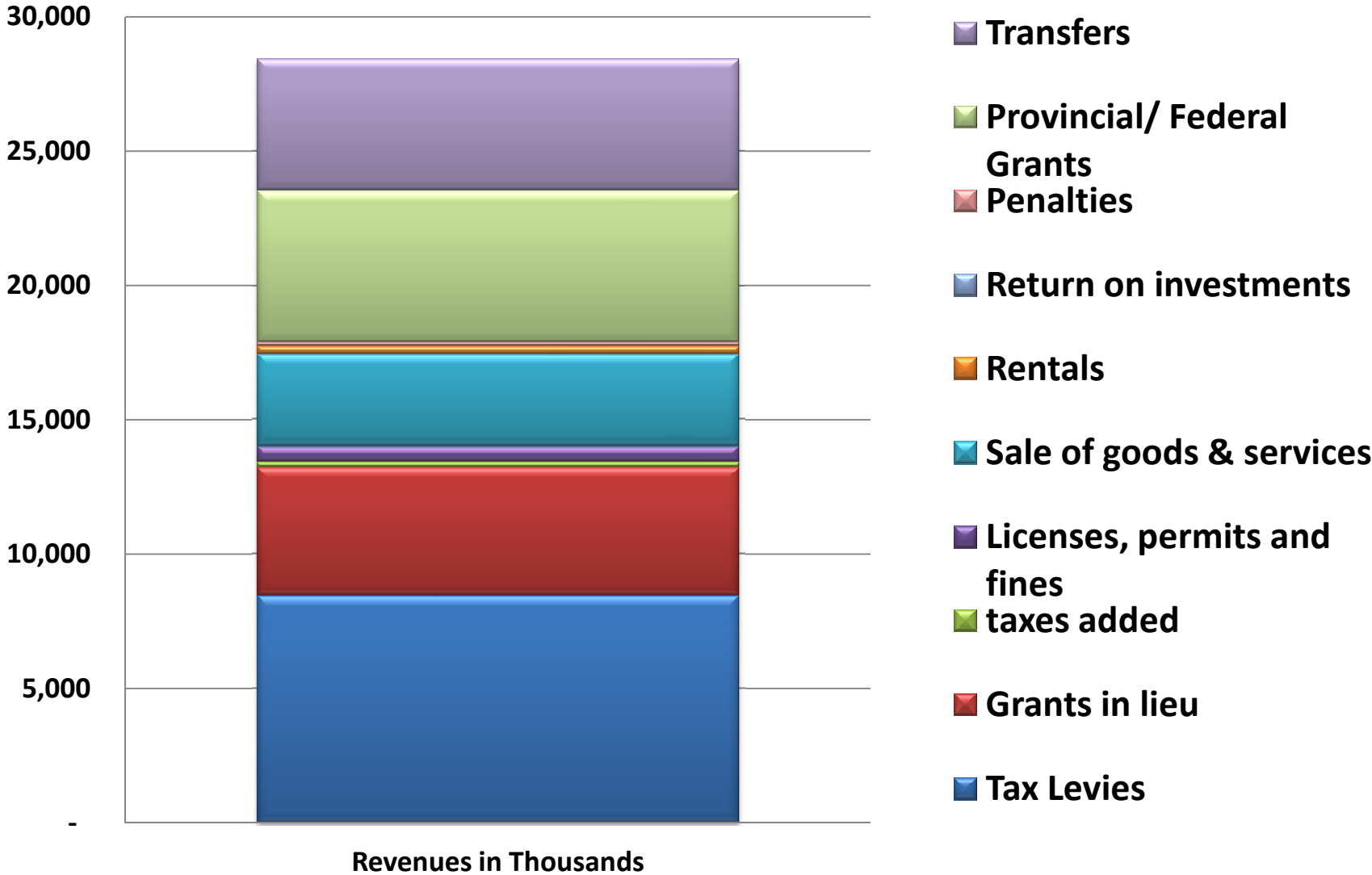
- The average assessed value of a residential property increased by 16% based on the reassessment by the Province of Manitoba
- In order to reduce the impact, the Municipal Tax Rate for 2012 was reduced to 18.926 Mills- a decrease of 9.7% over 2011 mill rate of 20.958

Revenue- Continued

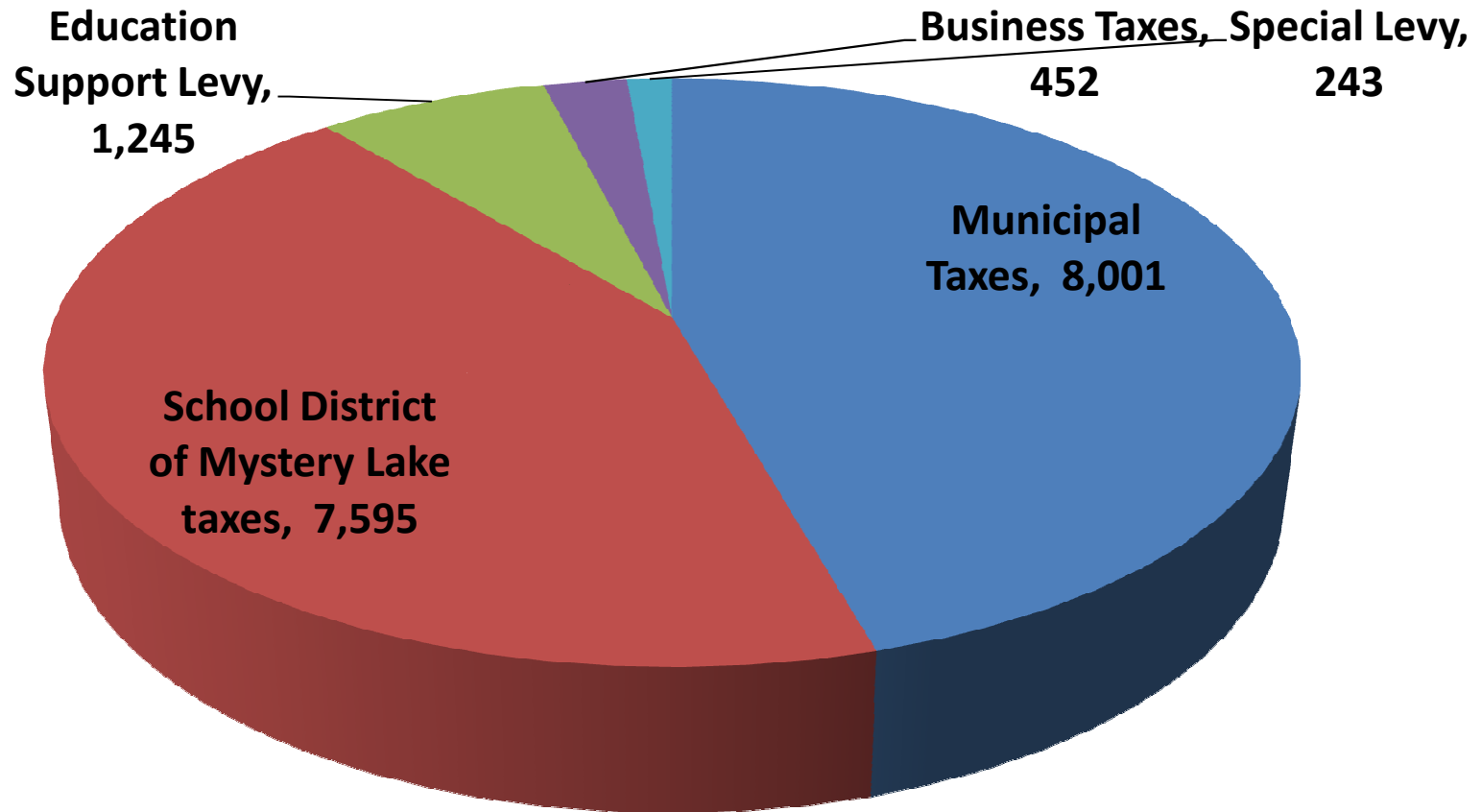
- Fees & Fines increased by 6%, consistent with the 2011 tax increase
- Additional revenue in 2012 budget
 - Building permits \$150,000
 - RCMP- provincial grant for 2 additional officers- which is offset by an increase in expense for the 2 additional officers
 - Additional 1.2M from the Province of Manitoba towards the completion of the TRCC

City of Thompson Revenues

Total Revenue- \$28,411,524



2012 Property Taxes- Thousands



Accommodation Tax

- The City budgeted \$500,000 in revenue from the Hotel Accommodation Tax.
- The Hotel Accommodation Tax By-Law allocates revenue in the following manner:
 - 60% to Infrastructure Reserve
 - 20% to Public Safety Reserve
 - 20% to Affordable Housing Reserve

Accommodation Tax- 2012

Projects Funded

Infrastructure Reserve	Public Safety Reserve	Affordable Housing Reserve
2012		
Equipment Replacement- Sander, Trucks, Bobcat, Zamboni, semi tractor	Recreation area lighting. Vehicle Replacement, Downtown Strategy, Youth Initiatives	Our Home Kikanaw,
Boundary Expansion	Norplex Pool viewing area	Affordable Housing

Accommodation Tax- 2011

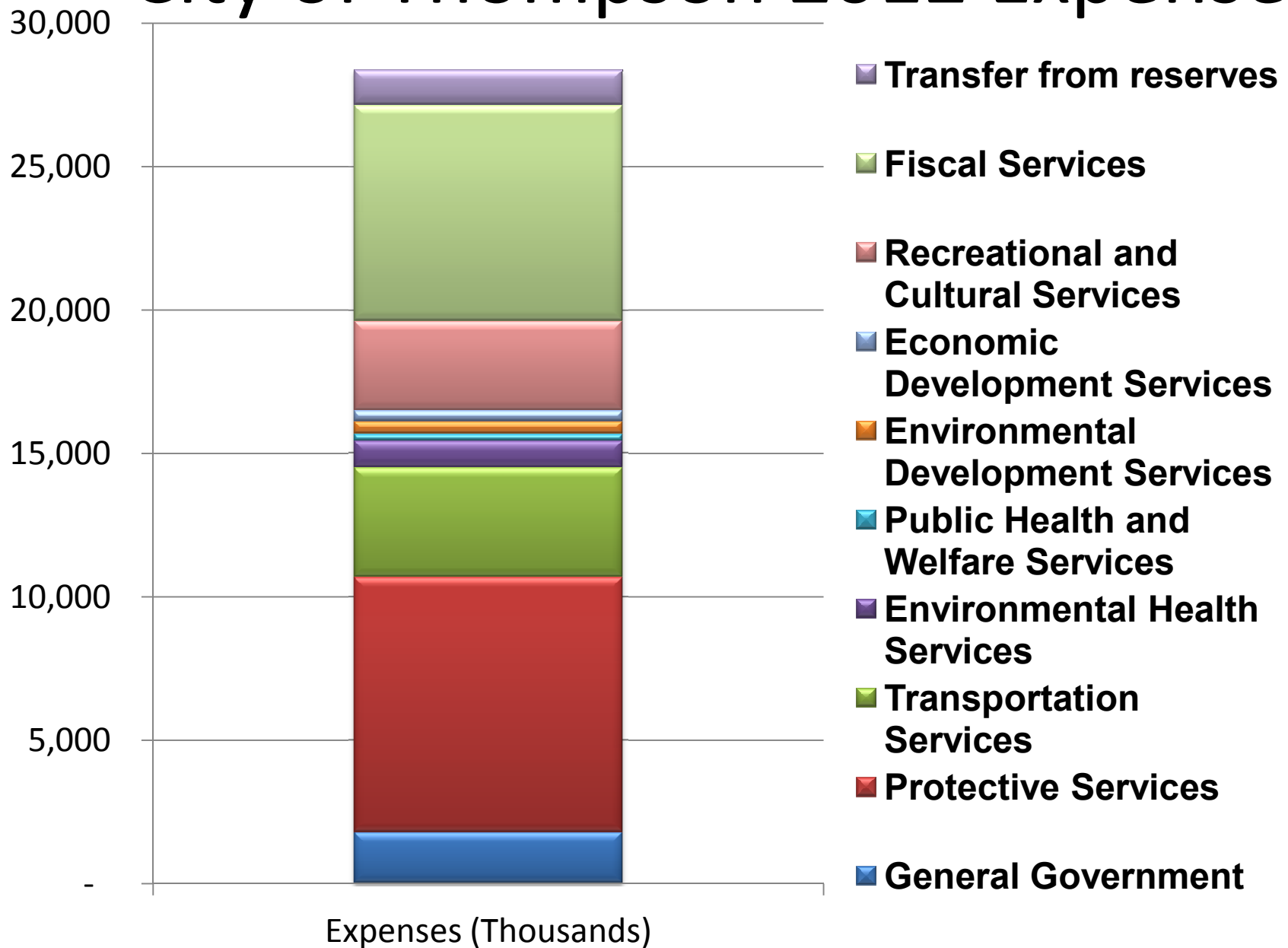
Projects Funded

Infrastructure Reserve	Public Safety Reserve	Affordable Housing Reserve
2011		
Equipment Replacement- Trucks	Pager replacement, foam system,	Our Home Kikanaw
Road Condition Study, Thompson Drive South Study, City Hall and Norplex Pool accessibility	Crosswalk	Affordable Housing

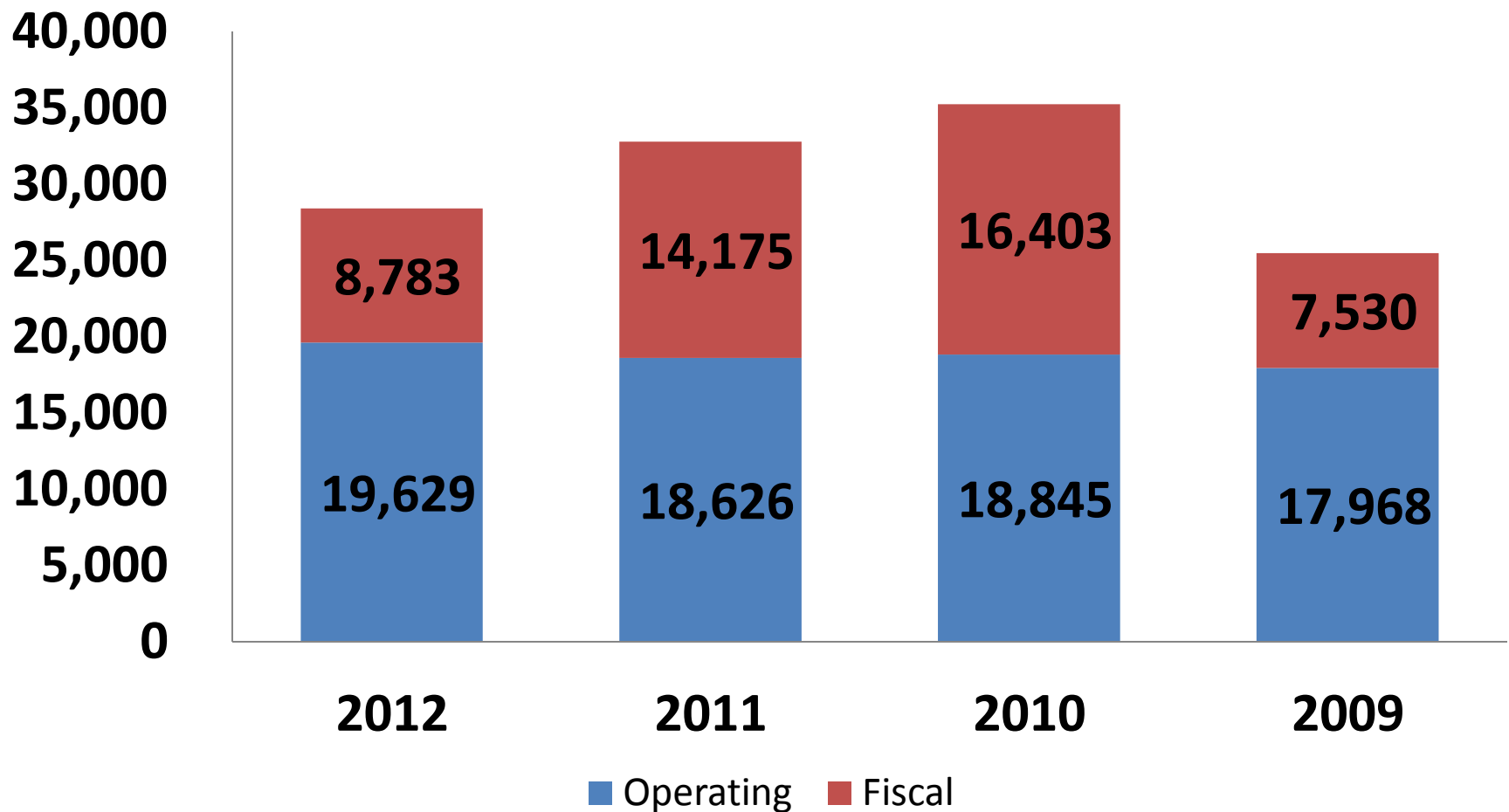
Expenses- Highlights

- Status quo budget- only contractual increases
- 1.5% decrease to non-contractual expenses
- Debenture payments increased \$609,571
- New initiatives for 2012 include;
 - Additional funds allocated to downtown strategy
 - Addition of IT staff

City of Thompson 2012 Expenses



Year-Over-Year Summary- Thousands



Controlled Entities

- Contributions to controlled entities for 2012 has remained at the 2011 levels.

Thompson Planning District	\$0
Thompson Public Library	\$230,000
Thompson Zoological Society	\$121,050
Thompson Community Development Corporation	\$250,000
Thompson Recycling Center	\$350,000

Community Groups

- The 2011 Plan includes the following contributions to community groups;

Museum	\$53,000
Humane Society	\$31,126
Homeless Shelter	\$20,000
Spirit Way	\$10,000
Curling Club	\$9,000
Downtown Improv.	\$7,500
Housing Authority	\$50,000

Capital Projects

Capital Project	Value	Funding Source
Thompson Drive South Rehabilitation	\$600,000	Gas Tax Revenues
Sidewalk Renewal Program	\$100,000	Gas Tax Revenues
Burntwood Trailer Court Renewal (Drainage)	\$200,000	Gas Tax Revenues
TRCC Completion	\$4,555,735	Build Canada, Provincial Grants, Grants, Debenture
Maclean Park, Cliff Park and Millennium Trail Expansion, skateboard park, Rotary Park	\$372,900	Debenture, Grants, Trust Funds, Reserves

Capital Projects- Continued

Capital Project	Value	Funding Source
Safety Projects- recreation area lighting, Norplex Pool Viewing area, Breathing apparatus	\$165,000	Taxes, Reserves, debenture
Equipment Upgrades- Semi Tractor, Bobcat, Sander, Trucks, Zamboni payments	\$268,000	Infrastructure Reserve
Small capital - desk replacement, front desk upgrades, cemetery upgrades, file room upgrades	\$82,000	Infrastructure reserves, taxes
Completion of 2011 capital carry-over projects	\$251,226	Reserves

Debentures

- The parameters for the 2012 budget - no new debentures due to the debt requirements of the waste water treatment plant in 2015
- The following debentures carried forward from 2011 will be taken in 2012;

Paving in Burntwood South	\$450,000
TRCC final phase	\$1,400,000
Utility Implementation	\$1,662,500
Recreation Upgrades	\$660,000
UCN /TRCC area road development	1,055,000

Utility

- Rates have been approved by the PUB, and were implemented January 1, 2012
- Water rates are set at .93/cubic meter and sewer rates are set at .89/cubic meter
 - The 2012 flat fee is \$78.03 which includes 15 cubic meters of water and sewer
- Expenses were approved by the PUB and include a capital component

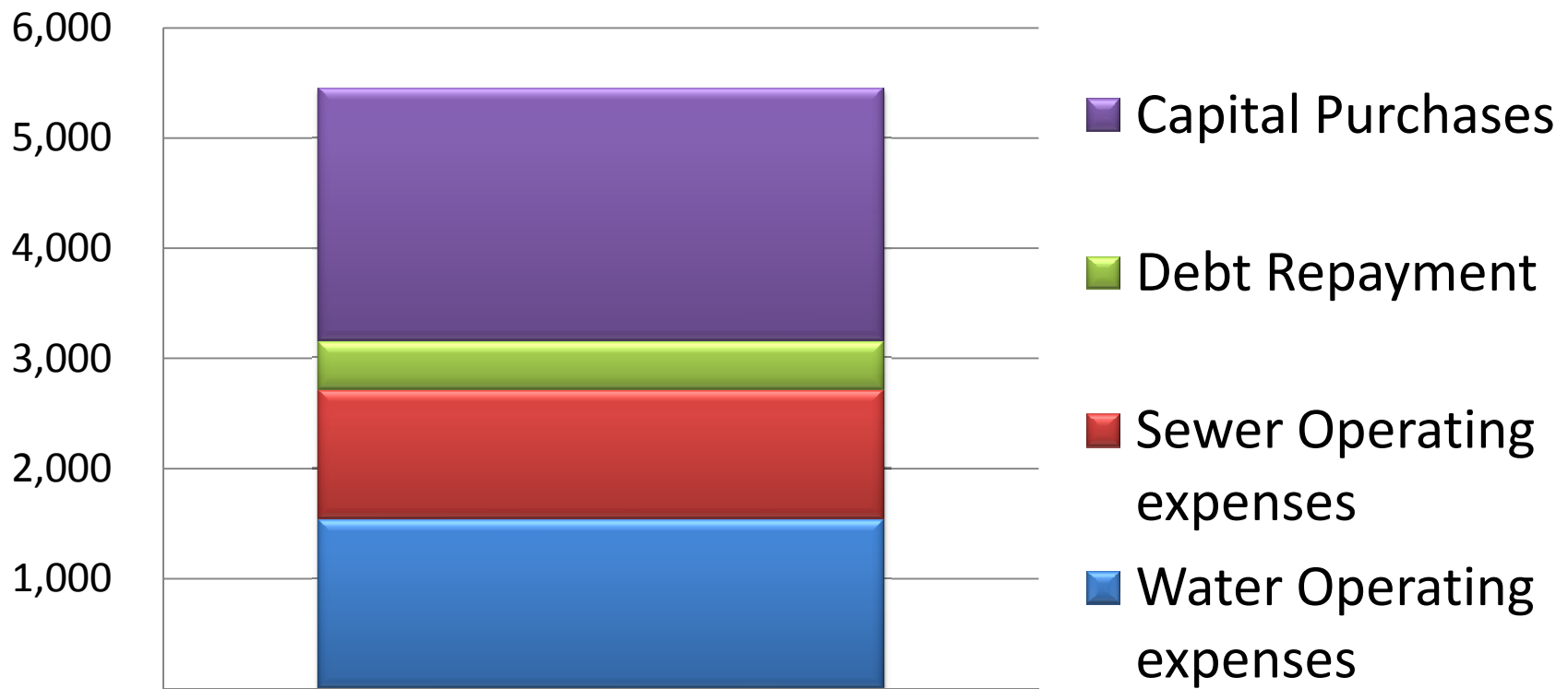
Utility- Continued

- The 2012 Capital Expenses include;
 - Infrastructure renewals which will be performed on one street
 - Inflow and infiltration study
 - Beginning the process of the Waste Water treatment plant upgrades
 - Water system and wastewater asset management
 - Purchase of Hydrovac truck and upgrades to lift stations

Utility- Thousands

2012 Revenues - \$5,527

2012 Expenses- \$5,527



Expenditures- Thousands



Mill Rate Comparison



Residential Mill Rate Comparison

	2011 Mill Rate	2012 Mill Rate Adjusted	Difference
Provincial Education Support Levy	0.00	0.00	0.00
SDML Levy	21.735	18.388	-15.4%
City of Thompson Levy	20.958	18.926	-9.7%
Total Residential Mill Rate	42.693	37.314	-12.6%

Commercial Mill Rate Comparison

	2011 Mill Rate	2012 Mill Rate	Difference
Provincial Education Support Levy	12.330	11.360	-7.9%
SDML Levy	21.735	18.388	-15.4%
City of Thompson Levy	20.958	18.926	-9.7%
Total Commercial Mill Rate	55.023	48.674	-11.5%

**Tax Impact – House Assessment of \$200,000 in 2011,
with 16% increase in assessed value in 2012**

	2011 Mill Rate	2012 Mill Rate	Increase/ (Decrease)	% Change
Assessment	200,000	232,000	32,000	16%
SDML Levy	\$1,956	\$1,920	\$(36)	-1.86%
City of Thompson Levy	\$1,886	\$1,976	\$90	4.75%
Total Taxes	\$3,842	\$3,896	\$54	1.39%
<i>Provincial Rebate</i>	<i>\$700</i>	<i>\$700</i>	<i>\$0</i>	<i>0%</i>
Net Taxes	\$3,142	\$3,196	\$54	1.69%

Portioned Residential Assessment = 45% of assessed value (or \$90,000 taxable)

Tax Impact – Commercial Property assessed at \$911,300 in 2011 with increase of 12.5% in 2012

	2011 Mill Rate	2012 Mill Rate	Increase/ (Decrease)	% Change
Assessment	\$911,300	\$1,025,210	113,910	12.5%
Provincial Education Support Levy	\$7,312	\$7,570	\$258	3.5%
SDML Levy	\$12,889	\$12,254	\$(635)	-4.9%
City of Thompson Levy	\$12,428	\$12,612	\$184	1.5%
Total Taxes	\$32,629	\$32,436	\$(193)	-.5%

Tax Result – Business Assessment of \$100,200 in
2011,no increase for 2012

2011 Rate 4.49%	2012 Rate 4.49%	Increase/ (Decrease)	% Change
\$4,498.98	\$4,498.98	\$0	0%

Special Levies

- The 2012 Financial Plan includes revenue from:
 - A Special Levy for Water, Storm and Sewer Service Line Maintenance; 2012 amount \$242,864 (estimated at \$76/ residence)

Thank You!

SPEAK UP THOMPSON!

Question Period